



CONSOLIDATED

L I T H I U M M E T A L S

Kwyjibo  
Rare Earth Element Project

---

INVESTOR PRESENTATION

APRIL 2026

TSXV: CLM | OTC: JORFF | FRA: Z36



# LEGAL DISCLAIMER



## CAUTIONARY LANGUAGE AND LEGAL DISCLAIMER

This presentation of Consolidated Lithium Metals (“Consolidated” or the “Company”) is for information only and shall not constitute an offer to buy, sell, issue or subscribe for, or the solicitation of an offer to buy, sell or issue, or subscribe for any securities. The information contained herein is subject to change without notice and is based on publicly available information, internally developed data and other sources. Where any opinion or belief is expressed in this presentation, it is based on the assumptions and limitations mentioned herein and is an expression of present opinion or belief only. No warranties or representations can be made as to the origin, validity, accuracy, completeness, currency or reliability of the information. The Company disclaims and excludes all liability (to the extent permitted by law), for losses, claims, damages, demands, costs and expenses of whatever nature arising in any way out of or in connection with the information in this presentation, its accuracy, completeness or by reason of reliance by any person on any of it. This presentation should not be construed as legal, financial, or tax advice to any person, as each person’s circumstances are different. Readers should consult with their own professional advisors regarding their particular circumstances. The information contained in this presentation is not directed to persons or entities resident in the United States and does not constitute an offer or solicitation by anyone in the United States or in any other jurisdiction in which such an offer or solicitation is not authorized or to any person to whom it is unlawful to make such an offer or solicitation, unless otherwise exempt from applicable securities legislation.

## FORWARD-LOOKING STATEMENTS

This presentation contains “forward-looking information” within the meaning of applicable Canadian securities laws. Forward-looking information includes, but is not limited to, statements with respect to negotiation of a definitive agreement; the terms and conditions of the earn-in; the potential earn-in of up to 80% interest in the Kwyjibo Project; planned exploration programs, studies, and expenditures; potential development timelines; future demand for rare earth elements; and the strategic importance of the Project. Forward-looking information is subject to known and unknown risks, uncertainties and other factors that may cause actual results, performance or achievements to differ materially, including risks related to: the ability of the Company and SOQUEM to finalize a definitive agreement on acceptable terms; the Company’s ability to fund earn-in expenditures; regulatory approvals; commodity prices; exploration and development risks; environmental and social risks; community and Indigenous relations; and general economic and market conditions. Although the Company believes the expectations expressed in such forward-looking information are reasonable, there can be no assurance that such expectations will prove correct. Forward-looking information is provided as of the date of this presentation, and the Company does not undertake any obligation to update or revise such information except as required by law.

## TECHNICAL INFORMATION

The scientific and technical information contained herein has been reviewed and approved by **Jean Lafleur P.Geo.**, the Company’s Senior Advisor who is a “Qualified Person” as defined in National Instrument 43-101 – Standards of Disclosure for Mineral Projects.

## THIRD PARTY INFORMATION

This presentation contains or references certain information from publicly available sources that the Company believes to be generally reliable; however, except as otherwise set out herein, the Company has not independently verified any of the data from third party sources referred to in this presentation and, accordingly, the accuracy and completeness of such information is not guaranteed.

# KWYJIBO • RARE EARTH ELEMENT PROJECT



## CLM TRADING AT 10% OR LESS THAN COMPARABLES WITH SUPERIOR PROJECT ECONOMICS

- High grade deposit: 6.9 MT @ 2.72% TREO (M+I) and 1.3 MT 3.64% TREO (Inferred)
- Heavy Rare Earth Oxides account for 34% of Kwyjibo deposit
- Process recovery (est 70-80%) + Mine Dilution (est < 10%)

## CLM VALUATION COMPARED TO PEERS

Company Name	Project	Market Cap (CAD \$) (02/27/2026)
Lynas	Mount Weld	18.57B
MP Materials	Mountain Pass	14.05B
Energy Transition Minerals	Kvanefjeld	213.69M
Mont Royal Resources	Ashram	38.54M
Torngat Metals	Strange Lake	Private
<b>Consolidated Lithium</b>	<b>Kwyjibo</b>	<b>36.45M</b>

SOURCE: Project Economics, Resources, and Technical Information: 2018 PEA Study for the Kwyjibo Project prepared for SOQUEM by DRA/Met-Chem #: G02187 | 290Mw: [https://www.responsibilityreports.com/HostedData/ResponsibilityReportArchive/l/ASX\\_LYC\\_2023.pdf](https://www.responsibilityreports.com/HostedData/ResponsibilityReportArchive/l/ASX_LYC_2023.pdf)

# KWYJIBO • RARE EARTH ELEMENT PROJECT



## KWYJIBO: DEVELOPMENT READY PROJECT

- Near established infrastructures: Rail, Power, Port (125 km NE of Sept-Iles, Quebec, covering 7,000 ha)
- Compact Underground mine via ramp access
- Kwyjibo Rare Earths require significantly less power to refine than some peers (No Roasting 70 Mw vs 290 Mw)

## EXPERIENCED MANAGEMENT

- CEO & CHAIRMAN developed 4 Major Mines (Meikle, Bloom Lake, Gibraltar, North American Lithium)
- CEO ratified one of the first Impact and Benefits Agreements with the Innu of Takuaitkan Uashat mak Mani-utenam (ITUM) of Sept-Iles
- CEO developed the Quebec Bloom Lake Iron Mine , 250 km NW of Kwyjibo, in less than 4 years

## STRATEGIC CLM/SOQUEM PARTNERSHIP: SIGNED MID-NOVEMBER 2025

- Definitive agreement with SOQUEM, Quebec's Mineral Exploration Society, wholly owned by the Quebec treasury department (known as Investment Quebec)
- CLM has the option of earning up to an 80% interest in the Kwyjibo Rare Earth Project

The proposed transaction to acquire up to an 80% interest in the Kwyjibo Rare Earth Project is subject to several closing conditions including, without limitation, (a) execution of a definitive agreement between the parties, (b) the receipt by the Company of all necessary corporate and regulatory approvals, including the approval of the TSX Venture Exchange, (c) each party's representations and warranties in the definitive agreement being true and correct in all aspects as of the closing date, and (d) each party satisfying its covenants and obligations as contained in the definitive agreement. There can be no guarantees that the proposed transaction will be completed as contemplated or at all.

SOURCE: 68Mw: 2018 PEA Study for the Kwyjibo Project prepared for SOQUEM by DRA/Met-Chem # : G02187 |  
290Mw: [https://www.responsibilityreports.com/HostedData/ResponsibilityReportArchive//ASX\\_LYC\\_2023.pdf](https://www.responsibilityreports.com/HostedData/ResponsibilityReportArchive//ASX_LYC_2023.pdf)



- CLM AT A GLANCE
- KWYJIBO PROJECT
- KWYJIBO POTENTIAL MARKET SHARE
- MOVING FORWARD

# CONSOLIDATED LITHIUM METALS • AT A GLANCE



- **Development and exploration company:** 6 Lithium Exploration projects - 22,825 ha next to North American Lithium Mine, Abitibi, Quebec
- **Definite Agreement with SOQUEM** with option to earn up to 80% interest in the Kwyjibo Rare Earth Project which has an accelerated exploration and development potential

Stock Symbol	TSX.V: CLM
Share Price (02/27/26)	\$0.08 CAD
Shares Issued	446,678,933
Fully diluted	577,284,560
Management	% insider ownership: > 15%
<b>Market cap</b>	<b>\$ 36.45M USD</b>

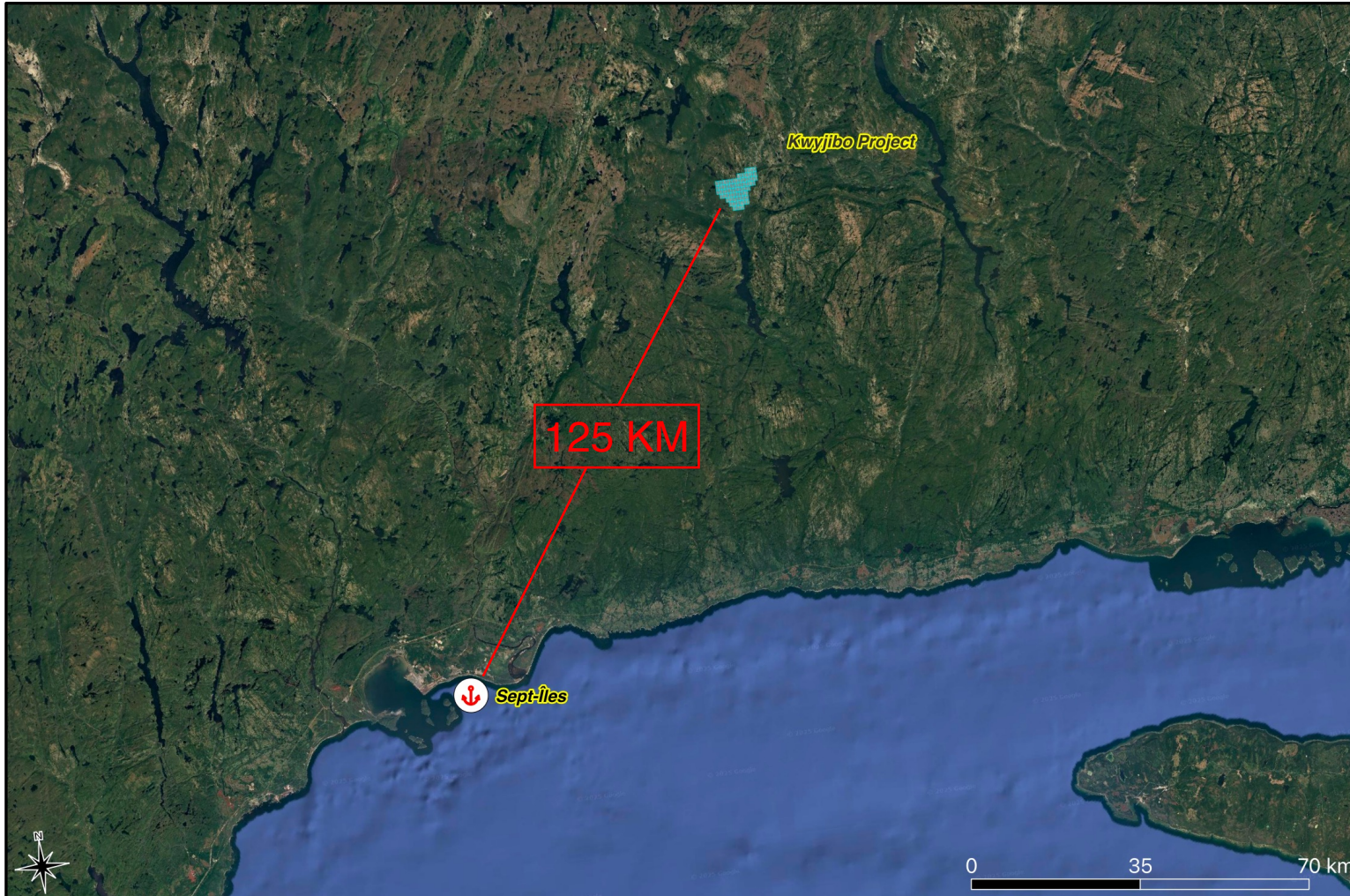


- **Special resolution at AGM | 22nd of July 2025:** CLM shareholders approved consolidation of the company's common shares on the basis of up to 20/1 with the final ratio to be determined by the board of directors of the Company.



- CLM AT A GLANCE
- KWYJIBO PROJECT
- KWYJIBO POTENTIAL MARKET SHARE
- MOVING FORWARD

# KWYJIBO • PROJECT LOCATION



# KWYJIBO • RESOURCE ESTIMATE FOR JOSETTE COMBINED



**Table 1.5 – Resource Estimate for the Josette Zone**

RESOURCES	Tonnes ('000)	TOTAL TREO (%)	Light and Heavy TREO		Types of Products				
			Light REO (%)	Heavy REO (%)	Nd <sub>2</sub> O <sub>3</sub> + Pr <sub>2</sub> O <sub>3</sub> (%)	Dy <sub>2</sub> O <sub>3</sub> (%)	Other REO + Y <sub>2</sub> O <sub>3</sub> (%)	Fe <sub>2</sub> O <sub>3</sub> (%)	P <sub>2</sub> O <sub>5</sub> (%)
<b>Combined Zones</b>									
<b>Measured</b>	2,409	2.84	1.92	0.93	0.58	0.09	2.18	54.51	4.43
<b>Indicated</b>	4,507	2.65	1.78	0.87	0.53	0.09	2.03	52.38	4.44
<b>M + I</b>	6,916	2.72	1.83	0.89	0.55	0.09	2.08	53.12	4.44
<b>Inferred</b>	1,325	3.64	2.46	1.18	0.73	0.12	2.78	48.28	5.62

SOURCE: Resource Estimates are historical from 2018 PEA Study for the Kwyjibo Project prepared for SOQUEM by DRA/Met-Chem #: G02187

**KWYJIBO: 53% of deposit distribution in Heavy Rare Earth + NdPr**

# KWYJIBO • RARE EARTH DISTRIBUTION IN DEPOSIT



Table 1.5 – Resource Estimate for the Josette Zone

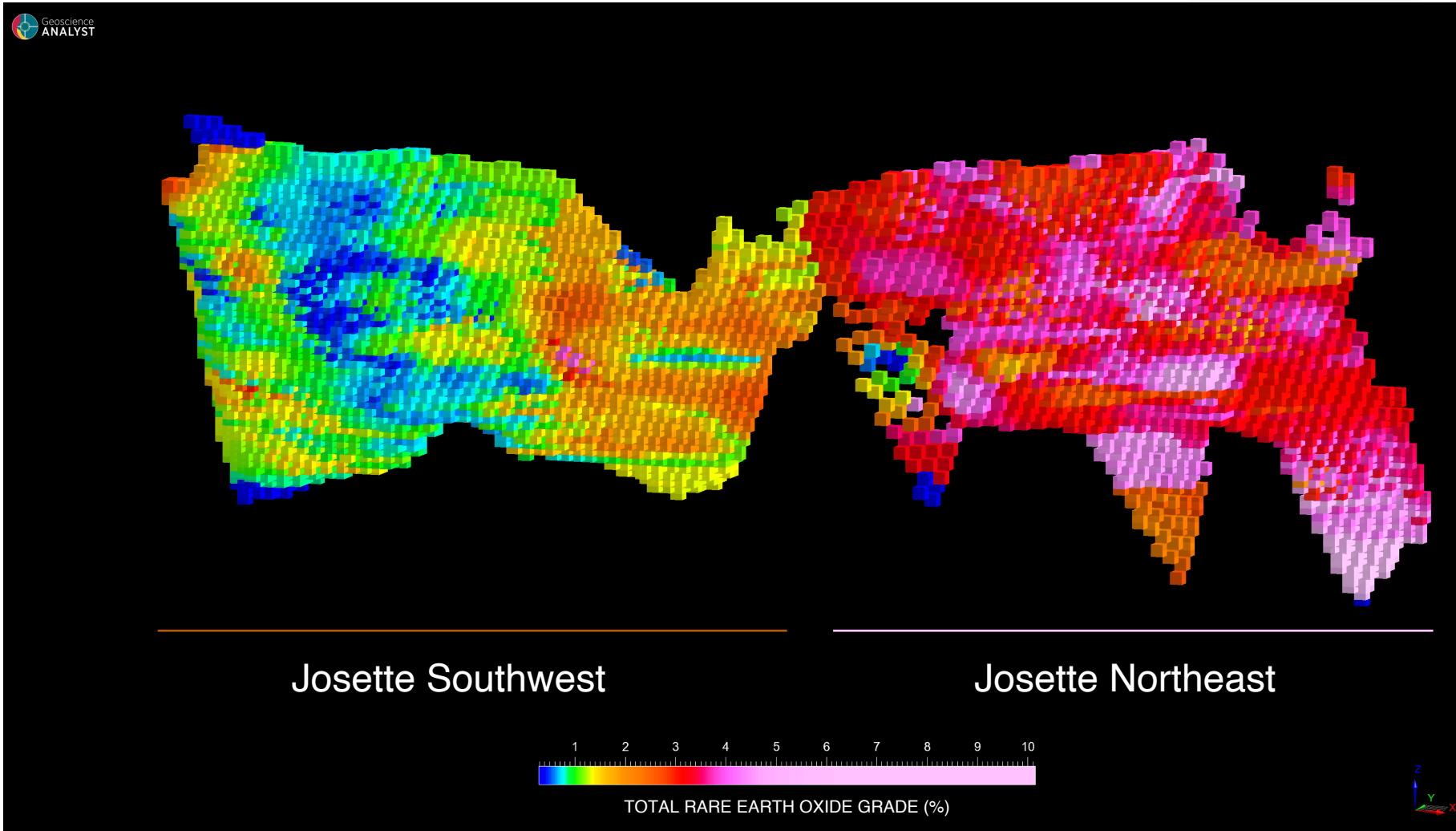
RESOURCES	TOTAL	REO By Element																Light and Heavy TREO		Types of Products							
		Types	Tonnes ('000)	TREO (%)	La <sub>2</sub> O <sub>3</sub> (%)	Ce <sub>2</sub> O <sub>3</sub> (%)	Pr <sub>2</sub> O <sub>3</sub> (%)	Nd <sub>2</sub> O <sub>3</sub> (%)	Sm <sub>2</sub> O <sub>3</sub> (%)	Eu <sub>2</sub> O <sub>3</sub> (%)	Gd <sub>2</sub> O <sub>3</sub> (%)	Tb <sub>2</sub> O <sub>3</sub> (%)	Dy <sub>2</sub> O <sub>3</sub> (%)	Ho <sub>2</sub> O <sub>3</sub> (%)	Er <sub>2</sub> O <sub>3</sub> (%)	Tm <sub>2</sub> O <sub>3</sub> (%)	Yb <sub>2</sub> O <sub>3</sub> (%)	Lu <sub>2</sub> O <sub>3</sub> (%)	Y <sub>2</sub> O <sub>3</sub> (%)	Light REO (%)	Heavy REO (%)	Nd <sub>2</sub> O <sub>3</sub> + Pr <sub>2</sub> O <sub>3</sub> (%)	Dy <sub>2</sub> O <sub>3</sub> (%)	Other REO + Y <sub>2</sub> O <sub>3</sub> (%)	Fe <sub>2</sub> O <sub>3</sub> (%)	P <sub>2</sub> O <sub>5</sub> (%)	
<b>Josette Northeast Zone</b>																											
Measured	1,634	3.34	0.44	1.02	0.13	0.55	0.11	0.01	0.11	0.02	0.11	0.02	0.06	0.01	0.04	0.00	0.70	2.25	1.09	0.68	0.11	2.55	54.69	4.73			
Indicated	2,340	3.49	0.45	1.06	0.14	0.57	0.12	0.01	0.12	0.02	0.12	0.02	0.07	0.01	0.04	0.00	0.74	2.34	1.15	0.71	0.12	2.66	52.54	5.34			
M + I	3,974	3.43	0.45	1.04	0.13	0.56	0.12	0.01	0.12	0.02	0.11	0.02	0.06	0.01	0.04	0.00	0.72	2.3	1.12	0.69	0.11	2.62	53.42	5.09			
Inferred	1,116	4.04	0.54	1.24	0.16	0.66	0.14	0.01	0.14	0.02	0.13	0.03	0.08	0.01	0.05	0.00	0.83	2.73	1.31	0.81	0.13	3.09	49.81	5.96			
<b>Josette Southwest Zone</b>																											
Measured	775	1.8	0.23	0.55	0.07	0.29	0.06	0.01	0.06	0.01	0.06	0.01	0.03	0.00	0.02	0.00	0.38	1.21	0.59	0.36	0.06	1.38	54.14	3.8			
Indicated	2,167	1.74	0.23	0.54	0.07	0.28	0.06	0.01	0.06	0.01	0.06	0.01	0.03	0.00	0.02	0.00	0.37	1.17	0.57	0.35	0.06	1.34	52.2	3.47			
M + I	2,942	1.76	0.23	0.54	0.07	0.28	0.06	0.01	0.06	0.01	0.06	0.01	0.03	0.00	0.02	0.00	0.37	1.18	0.57	0.35	0.06	1.35	52.71	3.56			
Inferred	209	1.51	0.20	0.47	0.06	0.24	0.05	0.01	0.05	0.01	0.05	0.01	0.03	0.00	0.02	0.00	0.32	1.02	0.49	0.3	0.05	1.16	40.14	3.83			
<b>Combined Zones</b>																											
Measured	2,409	2.84	0.37	0.87	0.11	0.46	0.10	0.01	0.10	0.02	0.09	0.02	0.05	0.01	0.03	0.00	0.59	1.92	0.93	0.58	0.09	2.18	54.51	4.43			
Indicated	4,507	2.65	0.35	0.81	0.10	0.43	0.09	0.01	0.09	0.01	0.09	0.02	0.05	0.01	0.03	0.00	0.56	1.78	0.87	0.53	0.09	2.03	52.38	4.44			
M + I	6,916	2.72	0.35	0.83	0.11	0.44	0.09	0.01	0.09	0.02	0.09	0.02	0.05	0.01	0.03	0.00	0.57	1.83	0.89	0.55	0.09	2.08	53.12	4.44			
Inferred	1,325	3.64	0.49	1.11	0.14	0.59	0.13	0.01	0.12	0.02	0.12	0.02	0.07	0.01	0.04	0.00	0.75	2.46	1.18	0.73	0.12	2.78	48.28	5.62			

Cautionary note and other relevant information:

- The economic viability of mineral resources that are not mineral reserves has not been demonstrated. The mineral resource estimate could be materially affected by environmental, permitting, legal, title-related, taxation, socio-political or marketing issues, or any other relevant issue.
- The mineral resources were estimated following the definition standards of the Canadian Institute of Mining, Metallurgy and Petroleum (CIM) for mineral resources and mineral reserves, prepared by the CIM Standing Committee on Reserve Definitions and adopted by the CIM Council on May 10, 2014.
- The inferred mineral resources in this estimate have a lower level of confidence than that applying to indicated resources and must not be converted into mineral reserves. It is reasonably expected that the majority of Inferred Resources could be upgraded to Indicated Resources with continued exploration.
- TREO (total rare earth oxides) = La<sub>2</sub>O<sub>3</sub> + Ce<sub>2</sub>O<sub>3</sub> + Pr<sub>2</sub>O<sub>3</sub> + Nd<sub>2</sub>O<sub>3</sub> + Sm<sub>2</sub>O<sub>3</sub> + Eu<sub>2</sub>O<sub>3</sub> + Gd<sub>2</sub>O<sub>3</sub> + Tb<sub>2</sub>O<sub>3</sub> + Dy<sub>2</sub>O<sub>3</sub> + Ho<sub>2</sub>O<sub>3</sub> + Er<sub>2</sub>O<sub>3</sub> + Tm<sub>2</sub>O<sub>3</sub> + Yb<sub>2</sub>O<sub>3</sub> + Lu<sub>2</sub>O<sub>3</sub> + Y<sub>2</sub>O<sub>3</sub>
- LREO (light rare earth oxides) = La<sub>2</sub>O<sub>3</sub> + Ce<sub>2</sub>O<sub>3</sub> + Pr<sub>2</sub>O<sub>3</sub> + Nd<sub>2</sub>O<sub>3</sub> + Sm<sub>2</sub>O<sub>3</sub> (as used by Hazen Research Inc.)
- HREO (heavy rare earth oxides) = Eu<sub>2</sub>O<sub>3</sub> + Gd<sub>2</sub>O<sub>3</sub> + Tb<sub>2</sub>O<sub>3</sub> + Dy<sub>2</sub>O<sub>3</sub> + Ho<sub>2</sub>O<sub>3</sub> + Er<sub>2</sub>O<sub>3</sub> + Tm<sub>2</sub>O<sub>3</sub> + Yb<sub>2</sub>O<sub>3</sub> + Lu<sub>2</sub>O<sub>3</sub> + Y<sub>2</sub>O<sub>3</sub> (as used by Hazen Research Inc.)
- The effective date of the resource estimate is November 17, 2017

SOURCE: Resource Estimates are historical from 2018 PEA Study for the Kwyjibo Project prepared for SOQUEM by DRA/Met-Chem #: G02187

# KWYJIBO • 3D BLOCK MODEL • HIGH GRADE AT DEPTH



3D Block model shows a higher grade percentage of Total Rare Earth Oxide at Josette Northeast Zone with an **open-ended mineralisation downdip and extending NE**

SOURCE: 2018 PEA Study for the Kwyjibo Project prepared for SOQUEM by *DRA/Met-Chem # : G02187*

# KWYJIBO • POTENTIAL OPERATIONAL SCENARIO



## Potential

**12,400t Total REO yrly Production**  
**Mining: 500K t/yr @ 3.43% TREO**  
**Recovery: 72%**  
**Manpower est: 325 direct – 900 indirect**

## Potential

**2,500 mt Nd/Pr yrly Production**  
**2,600 mt Y yrly Production**  
**470 mt Dy/Tb yrly Production**

**Kwyjibo REO Basket: USD 42.27 \$/kg**  
**(02/06/2026 ISE Intitut Für Seltene)**

## Potential

**Kwyjibo REO Basket: USD 55.03 \$/kg**  
**(2030 Adamas Quarterly Base FOB)**

SOURCE: CLM and 2018 PEA Study for the Kwyjibo Project prepared for SOQUEM by DRA/Met-Chem #: G02187 based on 387k tonnes/year @ 3.43% for 10 years | **DISCLAIMER:** Product estimates and timelines are conceptual in nature and have not been confirmed by a feasibility study prepared for CLM



- CLM AT A GLANCE
- KWYJIBO PROJECT
- KWYJIBO POTENTIAL MARKET SHARE
- MOVING FORWARD

## MARKET DEMAND

- Demand forecasted to outstrip supply by 50-100% for key elements like Nd/Dy by 2030
- U.S.A building a strategic rare earth stockpile at floor price, to secure supply chains and reduce dependence on China.
- Canada and European Union planning initiation of floor price rare earth stockpile programs

## MARKET SUPPLY

- China controls 60-70% global mining and 85-95% of refining / processing ( 2024 data from USGS/IEA)
- Potential risks from export quotas, price spikes, or weaponization (e.g., 2010 Japan embargo) Geopolitical efforts to diversify

## STRATEGIC INDUSTRIAL USES FOR RARE EARTHS IN MULTIPOLAR WORLD

Element	Oxide	Classification	Typical Uses
Praseodymium	Pr <sub>2</sub> O <sub>3</sub>	Light REE	Magnets (with Nd), aircraft engines, glass tinting, carbon arc lighting
Neodymium	Nd <sub>2</sub> O <sub>3</sub>	Light REE	Permanent magnets (NdFeB), electric motors, wind turbines, lasers
Terbium	Tb <sub>2</sub> O <sub>3</sub>	Heavy REE	Green phosphors in displays, solid-state devices, magnetostrictive materials
Dysprosium	Dy <sub>2</sub> O <sub>3</sub>	Heavy REE	Permanent magnets (enhances NdFeB for high-temp use), nuclear reactors
Yttrium	Y <sub>2</sub> O <sub>3</sub>	Heavy REE	LEDs, superconductors, ceramics, phosphors, microwave filters

SOURCES: Demand: Adamas Intelligence: Post-2030: Unfathomable Rare Earth Demand Growth Awaits | MP Materials Announces Transformational Public-Private Partnership with the Department of Defense to Accelerate U.S. Rare Earth Magnet Independence | Supply: USGS Mineral Commodity Summaries 2025 | Centre for Economic Policy : Revisiting the China-Japan Rare Earths dispute of 2010

## Main Rare Earth Oxides • Potential Kwyjibo Production vs Worldwide production (2024)

Rare Earth Oxide		Oxide Worldwide Production (t)	Oxide produced at KWYJIBO (t)	KWYJIBO Oxide Worldwide Market Share
Neodymium + Praseodymium Oxide	NdPr	50,000	2,484	~ 5%
Dysprosium Oxide	Dy2O3	2,300	395	~ 15%
Terbium Oxide	Tb4O7	1,000	74	~ 7%
Yttrium Oxide	Yb2O3	15,000	2,593	~15%

SOURCES: NdPr: [marketgrowthreports.com/market-reports/ndpr-oxide-market-105072](https://marketgrowthreports.com/market-reports/ndpr-oxide-market-105072) | Dy2O3: [marketgrowthreports.com/market-reports/dysprosium-oxide-market-113905](https://marketgrowthreports.com/market-reports/dysprosium-oxide-market-113905) | Tb4O7: [discoveryalert.com.au/news/terbium-demand-china-export-restrictions-impact-2025](https://discoveryalert.com.au/news/terbium-demand-china-export-restrictions-impact-2025) | Yb2O3: [pubs.usgs.gov/periodicals/mcs2024/mcs2024-yttrium.pdf](https://pubs.usgs.gov/periodicals/mcs2024/mcs2024-yttrium.pdf) | Worldwide oxide production numbers estimated on publicly available data which may not include certain state enterprise productions

# KWYJIBO • POTENTIAL FUTURE RARE EARTH OXIDE MARKET SHARE



Main Rare Earth Oxides • Potential Kwyjibo Production vs Production Outside of China (2024)					
Rare Earth Oxide		Public Company Oxide Production Outside of China (t)	Oxide Produced at KWYJIBO (t)	KWYJIBO Oxide Market Share Outside China	Companies Producing Oxides
Neodymium + Praseodymium Oxide	NdPr	6,993	2,484	~ 26%	MP Materials (USA @ <b>1300t NdPr</b> )   Lynas (Australia/Malaysia @ 10,908 tonnes of Total Rare Earth Oxydes ( <b>5655t NdPr</b> ))   Energy Fuels (USA @ <b>38t NdPr</b> )
Dysprosium Oxide	Dy2O3	N/A	395	Potential Market Share >50%	Lynas (Australia/Malaysia @ 10,908 tonnes of Total Rare Earth Oxydes (5253t of Lanthanum, Cerium, Samarium, Europium, Gadolinium)   <b>Lynas started to produce Dysprosium and Terbium Oxides in March, 2025</b>
Terbium Oxide	Tb4O7	N/A	74	N/A	
Yttrium Oxide	Yb2O3	N/A	2,593	N/A	Indian Rare Earths Ltd. (India @ #t of Yttrium undisclosed)

SOURCES: 2018 PEA Study for the Kwyjibo Project prepared for SOQUEM by DRA/Met-Chem # : G02187 Pricing Institute for Rare Earths and Metals Ltd. (Switzerland) | ASX: Lynas Profile | SEC EDGAR: MP Materials Profile | SEC EDGAR: Energy Fuels | 'Companies Producing Oxides' numbers estimated on publicly available data which may not include certain state enterprise productions



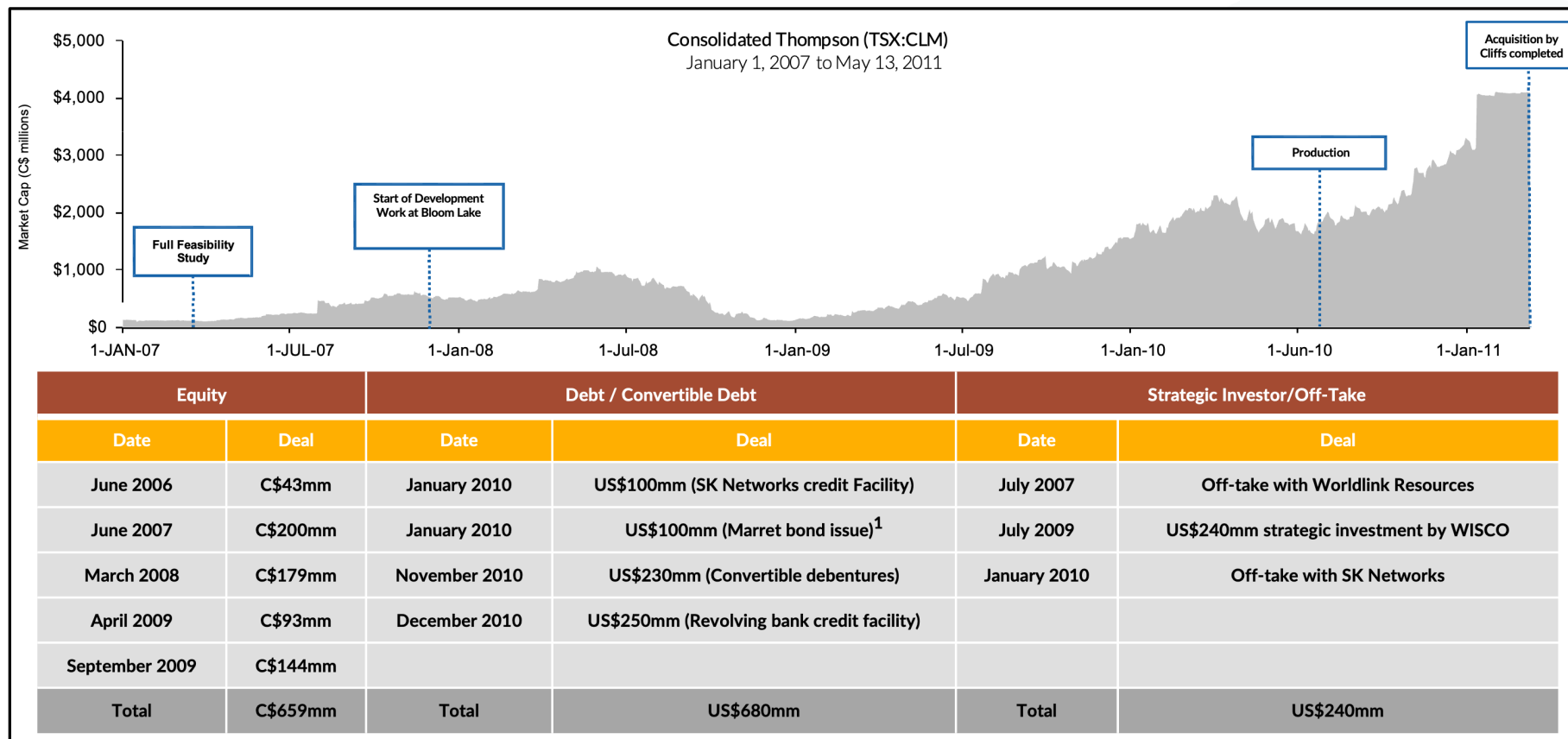
- CLM AT A GLANCE
- KWYJIBO PROJECT
- KWYJIBO POTENTIAL MARKET SHARE
- MOVING FORWARD

# KWYJIBO • NEAR TERM PROJECT MILESTONES



- Ratification of **Definite Agreement** with SOQUEM **(COMPLETED)**
- **Financing** – PEA Update + PFS + Exploration/Development Kwyjibo Project + G&A
- **Consultations** with the Innu of Takuaikan Uashat mak Mani-utenam and the Innu of Ekuanitshit
- **Metallurgical study** to confirm environmental viability of extraction and processing of rare earth
- **Environmental permitting** from the Bureau d'accélération de Projets
- **Bankable feasibility study** to evaluate the technical and economic viability of the Project
- **Infrastructure and project construction:** Access road, Electrical transmission line, telecommunication line, Underground mine, and Processing Facility construction

# CONSOLIDATED THOMPSON • EXPLORATION TO PRODUCTION



1. Richard Quesnel and the board of Consolidated Thompson raised equity and debt to finance Bloom Lake's development, negotiated and concluded a \$240 million strategic investment by Wuhan Iron and Steel Company ("WISCO") as well as off-take agreements with WISCO, Worldlink Resources of China and SK Networks of South Korea.
2. During his tenure at Consolidated Thompson, as President & CEO, Richard Quesnel also oversaw the construction of the Bloom Lake mine, railroad line and ore handling facilities near the port of Pointe-Noire, Quebec, Canada.



CONSOLIDATED

L I T H I U M M E T A L S

THANK YOU

e: [info@consolidatedlithium.com](mailto:info@consolidatedlithium.com)

198 Davenport Road,  
Toronto, Ontario, M5R 1J2 Canada

[www.consolidatedlithium.com](http://www.consolidatedlithium.com)



TSXV: CLM | OTCQB: JORFF | FRA: Z36



- MANAGEMENT AND BOARD MEMBERS
- PROJECT LOCATION AND RESOURCES DETAILS
- KWYJIBO SITE AND CORE FACILITY VISIT

## Experienced in Mineral Exploration, Development, Construction & Operation

### **RICHARD QUESNEL** PRESIDENT & CEO

Mr. Quesnel served as President and Chief Executive Officer of Consolidated Thompson Iron Mines of Montreal. He has over 45 years of senior mine management and engineering experience at large gold, copper, nickel and iron ore mining properties in Canada and the Western USA including at Ledcor CMI Limited, JS Redpath Limited, Barrick Goldstrike, Quebec Cartier Mining and Placer Dome. He has successfully developed, commissioned, operated and expanded mining operations, both open pit and underground. He is a Professional Mining Engineer in Quebec and holds a Bachelor of Science degree in Mining Engineering from McGill University.

### **DR. ANDREAS ROMPEL** VICE PRESIDENT EXPLORATION

Dr. Rompel is a seasoned exploration professional with three decades of exploration experience in a wide range of roles from VP Exploration and Project Manager to Country Manager and Corporate Development. Most recently, Dr. Rompel was the President & CEO of Cobalt Power Group. Dr. Rompel has also worked in a variety of commodities, including precious metals and base metals as well as coking coal and cobalt. For more than a decade, Dr. Rompel evaluated capital projects within Anglo American and was on the board of Spectrem (an Anglo-American Company) as Technical Director.

### **SERGE PERREAULT** TECHNICAL ADVISOR - GEOLOGY

Mr. Perreault has over 35 years of senior experience in regional geology, mineral exploration, and project management. He holds both a bachelor's and a master's degree in geology from the University of Montreal. He worked for more than 17 years at Géologie Québec as a regional geologist, resident geologist, and assistant to the general manager. In 2008, he joined SOQUEM as senior project manager, senior geoscientist, and served as interim general manager from February 2020 to January 2021. Since April 2021, Mr. Perreault has contributed to governance and academia as president of the Ordre des géologues du Québec, lecturer in Chibougamau College Studies Centre, contract research officer at URSTM-UQAT, and as member of SOQUEM's technical and MCS Network scientific committees.

## Experienced in Mineral Exploration, Development, Construction & Operation

### **MURRAY BROWN**

#### **TECHNICAL ADVISOR - METALLURGY**

Mr. Brown is a senior metallurgist with over 35 years experience that includes research & development, technical support, operations, and most recently consulting engineering roles, through which he has gained a solid grounding in the extractive metallurgy of copper, zinc, lead, silver, gold, and rare earths. His early career includes 15+ years combined experience with Noranda Minerals Inc. and Teck Metals and he recently completed 15 years as a consultant with BBA Inc. Working collaboratively with recognized experts in the field of chloride (mixed halide) hydrometallurgy with specialization in rare earths, he has acquired an appreciation for the challenges of rare earths processing in remote settings coupled with the associated logistical challenges. He is a member in good standing with the Order of Engineers of Quebec and earned both Bachelor's and Master's degrees in engineering from the (then) Department of Mining & Metallurgy at McGill University.

### **STEVE SIMARD**

#### **TECHNICAL ADVISOR - ENGINEERING**

Mr. Simard, Eng., has over 25 years of experience in Canada and internationally in various sectors of the mining industry, including the development and operation of open-pit and underground mines. He has been involved in mining projects at different stages, including development, environmental assessment, tailings ponds, construction, and operations. He has contributed to various economic studies, including those for Doré Copper, an underground copper project in Chibougamau, Quebec, Canada, and for Black Rock Metals, an open-pit iron and vanadium mine project, also in Chibougamau. He worked for Consolidated Thompson Iron Mine on the construction and commissioning of the Bloom Lake iron mine in Fermont, Quebec, Canada.

### **AARON ATIN**

#### **CORPORATE SECRETARY**

Mr. Atin is a corporate and securities lawyer with securities, mergers and acquisition and corporate finance experience. Mr. Atin is currently a legal consultant to various Toronto Stock Exchange, TSXV and CSE listed companies in various sectors including mining, financial services, agriculture and technology. Mr. Atin began his legal career as a corporate law associate at Davies Ward Phillips & Vineberg LLP. Mr. Atin holds a Bachelor of Arts from the University of Waterloo and a J.D. from the University of Toronto, Faculty of Law.

## Experienced in Mineral Exploration, Development, Construction & Operation

### **RYAN PTOLEMY**

#### **CHIEF FINANCIAL OFFICER**

Mr. Ptolemy is a CPA, CGA and CFA charter holder and obtained a B.A. from Western University. He serves as CFO to a number of public and private companies in the mining sector, particularly exploration and development stage companies in South America. Mr. Ptolemy formerly served as CFO for an independent investment dealer in Toronto where he was responsible for financial reporting, auditing, budgeting and internal controls.

### **RENE BHARTI**

#### **VP CORPORATE DEVELOPMENT**

Over a 20-year career, Rene has held several key roles in both public and private companies, including those in the resource, & technology sectors. Rene was the former VP Business Development at Avion Gold Corp, that was later acquired by Endeavour Mining Corporation for CDN\$389 million. Mr. Bharti is also the founder and Chairman of Future Fertility Inc.; an Artificial Intelligence company focused on women's health. Mr. Bharti holds a Bachelor of Commerce (Honors) from Queens University.

## Experienced in Mineral Exploration, Development, Construction & Operation

### **BRETT LYNCH** EXECUTIVE CHAIRMAN

Mr. Lynch is a highly experienced international company director and chief executive, with a strong background in mining and mining-related businesses across Australia, Asia and North America and a proven track record in advancing shareholder value. As a senior mining engineer and manager, Mr. Lynch has more than 30 years' experience in the global industry, including previous posts with leading resource companies such as MIM Holdings, New Hope Corporation, Orica and VLI, during which time he was responsible for multi-million dollars international operations. Mr. Lynch's professional qualifications include a Bachelor of Engineering (Mining) (Honours) at the University of Melbourne, a Graduate Diploma of Business (Accounting) at Monash University and a Company Director Diploma from the Australian Institute of Company Directors.

### **RICHARD QUESNEL** PRESIDENT & CEO | DIRECTOR

Mr. Quesnel served as President and Chief Executive Officer of Consolidated Thompson Iron Mines of Montreal. He has over 45 years of senior mine management and engineering experience at large gold, copper, nickel and iron ore mining properties in Canada and the Western USA including at Ledcor CMI Limited, JS Redpath Limited, Barrick Goldstrike, Quebec Cartier Mining and Placer Dome. He has successfully developed, commissioned, operated and expanded mining operations, both open pit and underground. He is a Professional Mining Engineer in Quebec and holds a Bachelor of Science degree in Mining Engineering from McGill University.

### **ROBERT BRYCE** DIRECTOR

Robert Bryce is a graduate of the University of Toronto (BASc.) and of the University of Western Ontario (MBA) with more than 50 years of practical and executive mining experience at all levels. From 1975 to 1990, he led the Selbaie project from advanced exploration through feasibility to a 7,500 t.p.d. producing mine. From 1990 to 1994 he was VP Mining for Aur Resources, where he led the development of the 4,000 t.p.d. Louvicourt Cu-Zn-Au-Ag mine near Val d'Or, Quebec. Mr. Bryce founded Xemac Resources (now Vision Lithium) in 1996 and presided over the company until 2007. He has served as a director of several publicly listed junior resource companies, and as a technical advisor to others.

## Experienced in Mineral Exploration, Development, Construction & Operation

### **MAXIME LEMIEUX LLB** DIRECTOR

Mr. Lemieux is part of the Corporate Group at MacMillan LLP in Montréal. He is primarily acting for public companies, agents, securities distributors and underwriters in Canada. He has been a member of the Quebec bar since 2006, completed a LL.L and a LL.B at the MBA at Laval University and the Fachhochschule University of Ottawa as well as a Kiel in Germany.

### **RENE BHARTI** DIRECTOR

Over a 20-year career, Rene has held several key roles in both public and private companies, including those in the resource, & technology sectors. Rene was the former VP Business Development at Avion Gold Corp, that was later acquired by Endeavour Mining Corporation for CDN\$389 million. Mr. Bharti is also the founder and Chairman of Future Fertility Inc.; an Artificial Intelligence company focused on women's health. Mr. Bharti holds a Bachelor of Commerce (Honors) from Queens University.

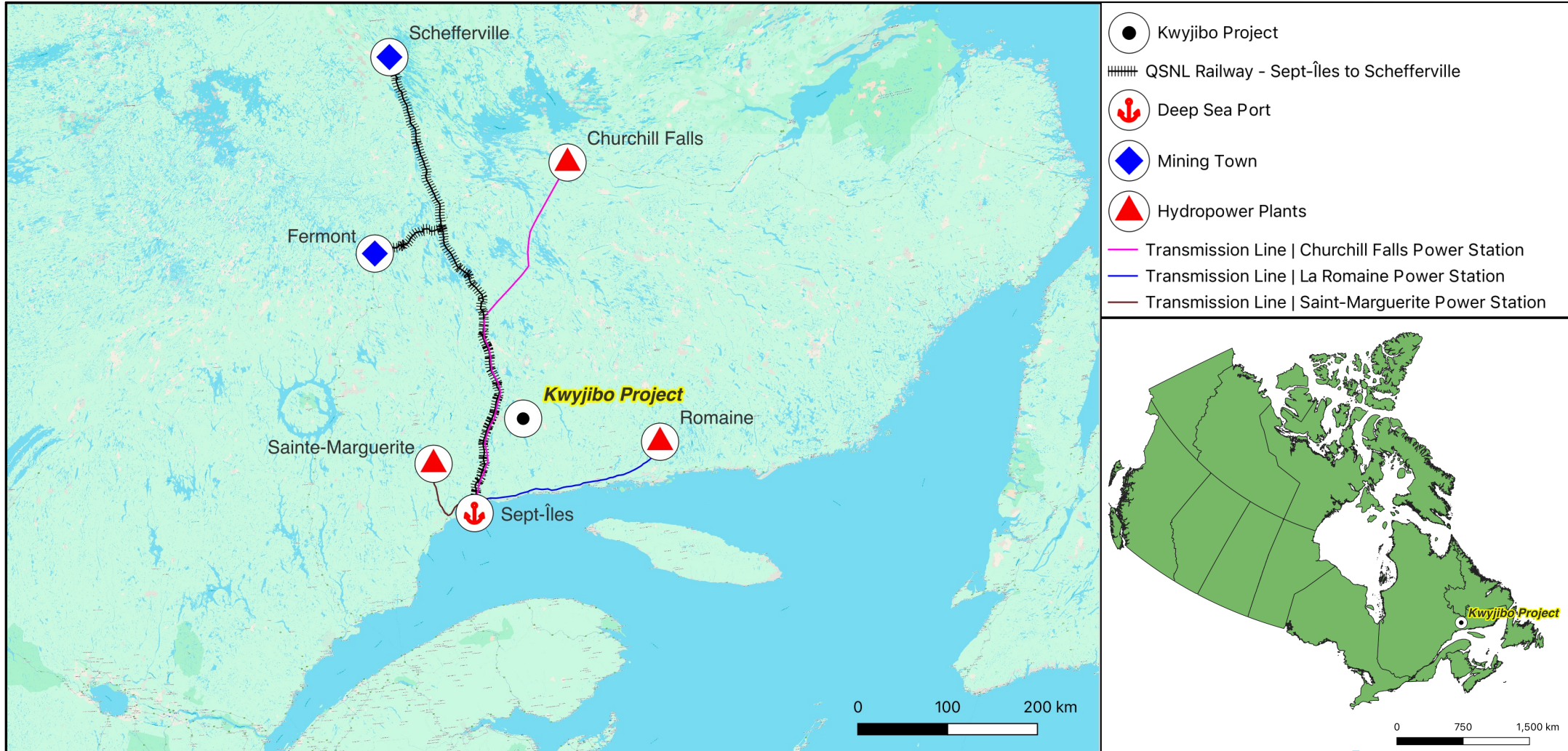


- MANAGEMENT AND BOARD MEMBERS
- PROJECT LOCATION AND RESOURCES DETAILS
- KWYJIBO SITE AND CORE FACILITY VISIT

# KWYJIBO • PROJECT LOCATION



# KWYJIBO • NEARBY INFRASTRUCTURE



# KWYJIBO • RESOURCE ESTIMATE FOR JOSETTE NORTHEAST



**Table 1.5 – Resource Estimate for the Josette Zone**

RESOURCES	Tonnes ('000)	TOTAL TREO (%)	Light and Heavy TREO		Types of Products				
			Light REO (%)	Heavy REO (%)	Nd <sub>2</sub> O <sub>3</sub> + Pr <sub>2</sub> O <sub>3</sub> (%)	Dy <sub>2</sub> O <sub>3</sub> (%)	Other REO + Y <sub>2</sub> O <sub>3</sub> (%)	Fe <sub>2</sub> O <sub>3</sub> (%)	P <sub>2</sub> O <sub>5</sub> (%)
<b>Josette Northeast Zone</b>									
<b>Measured</b>	1,634	3.34	2.25	1.09	0.68	0.11	2.55	54.69	4.73
<b>Indicated</b>	2,340	3.49	2.34	1.15	0.71	0.12	2.66	52.54	5.34
<b>M + I</b>	3,974	3.43	2.30	1.12	0.69	0.11	2.62	53.42	5.09
<b>Inferred</b>	1,116	4.04	2.73	1.31	0.81	0.13	3.09	49.81	5.96

SOURCE: Resource Estimates are historical from 2018 PEA Study for the Kwyjibo Project prepared for SOQUEM by DRA/Met-Chem #: G02187

# KWYJIBO • RESOURCE ESTIMATE FOR JOSETTE SOUTHWEST



**Table 1.5 – Resource Estimate for the Josette Zone**

RESOURCES	Tonnes ('000)	TOTAL TREO (%)	Light and Heavy TREO		Types of Products				
			Light REO (%)	Heavy REO (%)	Nd <sub>2</sub> O <sub>3</sub> + Pr <sub>2</sub> O <sub>3</sub> (%)	Dy <sub>2</sub> O <sub>3</sub> (%)	Other REO + Y <sub>2</sub> O <sub>3</sub> (%)	Fe <sub>2</sub> O <sub>3</sub> (%)	P <sub>2</sub> O <sub>5</sub> (%)
<b>Josette Southwest Zone</b>									
<b>Measured</b>	775	1.80	1.21	0.59	0.36	0.06	1.38	54.14	3.80
<b>Indicated</b>	2,167	1.74	1.17	0.57	0.35	0.06	1.34	52.20	3.47
<b>M + I</b>	2,942	1.76	1.18	0.57	0.35	0.06	1.35	52.71	3.56
<b>Inferred</b>	209	1.51	1.02	0.49	0.30	0.05	1.16	40.14	3.83

SOURCE: Resource Estimates are historical from 2018 PEA Study for the Kwyjibo Project prepared for SOQUEM by DRA/Met-Chem #: G02187



**Table 1.5 – Resource Estimate for the Josette Zone**

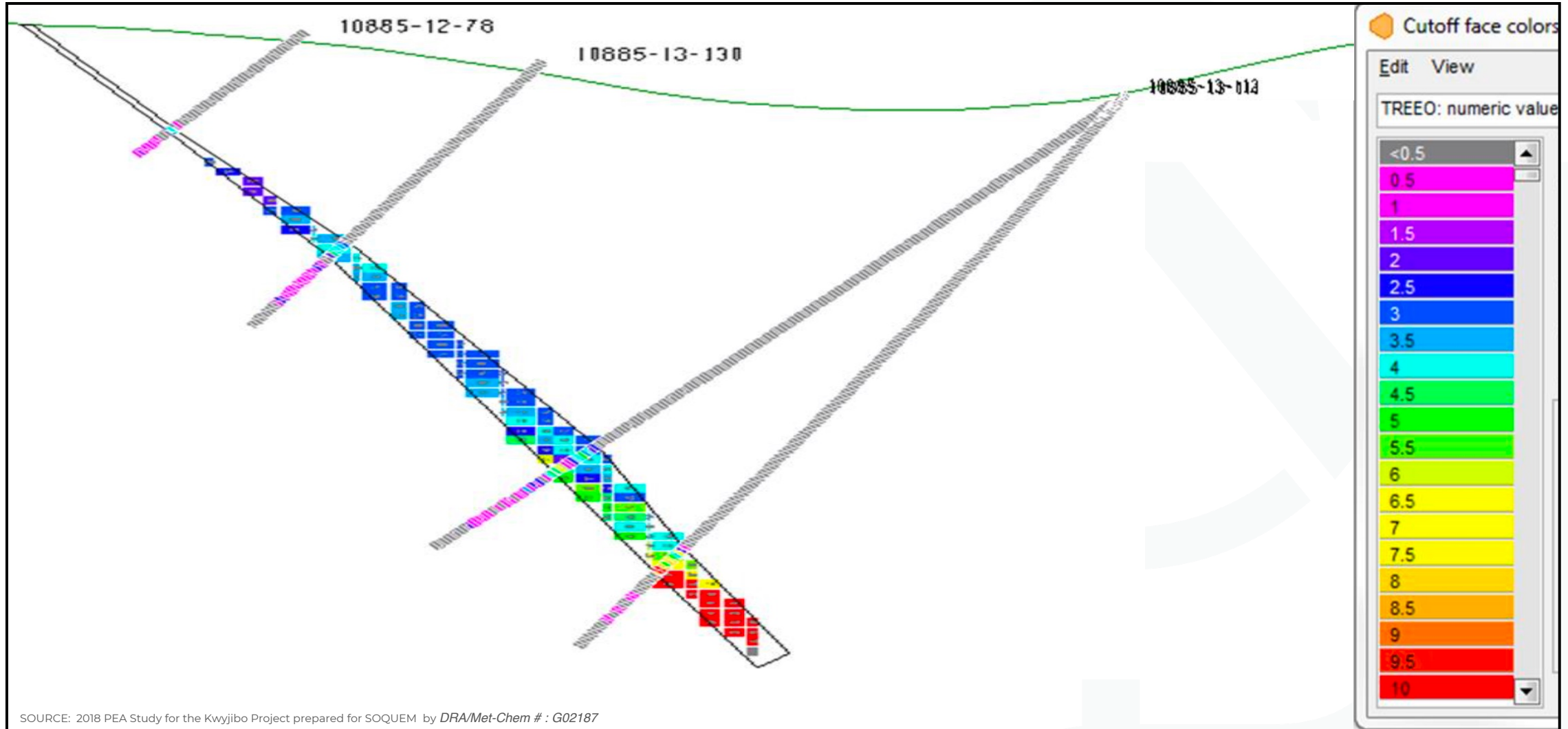
Cautionary note and other relevant information:

1. These mineral resources are exclusive of mineral reserves.
2. The economic viability of mineral resources that are not mineral reserves has not been demonstrated. The mineral resource estimate could be materially affected by environmental, permitting, legal, title-related, taxation, socio-political or marketing issues, or any other relevant issue.
3. The mineral resources were estimated following the definition standards of the Canadian Institute of Mining, Metallurgy and Petroleum (CIM) for mineral resources and mineral reserves, prepared by the CIM Standing Committee on Reserve Definitions and adopted by the CIM Council on May 10, 2014.
4. The inferred mineral resources in this estimate have a lower level of confidence than that applying to indicated resources and must not be converted into mineral reserves. It is reasonably expected that the majority of Inferred Resources could be upgraded to Indicated Resources with continued exploration.
5. TREO (total rare earth oxides) =  $\text{La}_2\text{O}_3 + \text{Ce}_2\text{O}_3 + \text{Pr}_2\text{O}_3 + \text{Nd}_2\text{O}_3 + \text{Sm}_2\text{O}_3 + \text{Eu}_2\text{O}_3 + \text{Gd}_2\text{O}_3 + \text{Tb}_2\text{O}_3 + \text{Dy}_2\text{O}_3 + \text{Ho}_2\text{O}_3 + \text{Er}_2\text{O}_3 + \text{Tm}_2\text{O}_3 + \text{Yb}_2\text{O}_3 + \text{Lu}_2\text{O}_3 + \text{Y}_2\text{O}_3$
6. Light REO (light rare earth oxides) =  $\text{La}_2\text{O}_3 + \text{Ce}_2\text{O}_3 + \text{Pr}_2\text{O}_3 + \text{Nd}_2\text{O}_3 + \text{Sm}_2\text{O}_3$  (as specified by Hazen Research Inc.)
7. Heavy REO (heavy rare earth oxides) =  $\text{Eu}_2\text{O}_3 + \text{Gd}_2\text{O}_3 + \text{Tb}_2\text{O}_3 + \text{Dy}_2\text{O}_3 + \text{Ho}_2\text{O}_3 + \text{Er}_2\text{O}_3 + \text{Tm}_2\text{O}_3 + \text{Yb}_2\text{O}_3 + \text{Lu}_2\text{O}_3 + \text{Y}_2\text{O}_3$  (as specified by Hazen Research Inc.)
8. The effective date of the resource estimate is November 17, 2017

SOURCE: Resource Estimates are historical from 2018 PEA Study for the Kwyjibo Project prepared for SOQUEM by *DRA/Met-Chem # : G02187*



# KWYJIBO • CROSS SECTION ALONG JOSETTE NORTHEAST ZONE



SOURCE: 2018 PEA Study for the Kwyjibo Project prepared for SOQUEM by DRA/Met-Chem # : G02187



- MANAGEMENT AND BOARD MEMBERS
- PROJECT LOCATION AND RESOURCES DETAILS
- **KWYJIBO SITE AND CORE FACILITY VISIT**

# KWYJIBO • CLM/SOQUEM SITE VISIT (09/2025)



SOURCE: CLM/SOQUEM visit to the Kwijibo Exploration Project (September 2025)

# KWYJIBO • CLM/SOQUEM CORE SHACK VISIT (09/2025)



Hole 13-112 | 17 meters @ 6.94% TREO

SOURCE: 2018 PEA Study for the Kwyjibo Project prepared for SOQUEM by DRA/Met-Chem #: G02187  
SOURCE: CLM/SOQUEM visit to the Kwyjibo Core Shack (September 2025)

# KWYJIBO • CLM/SOQUEM CORE SHACK VISIT (09/2025)



**Hole 13-69A | One of the holes used for metallurgical testing of mineralized magnetite.**

**Hole was drilled near Hole 13-69 which resulted in 26 meters @ 3.10% TREO**

SOURCE: 2018 PEA Study for the Kwyjibo Project prepared for SOQUEM by DRA/Met-Chem #: G02187  
SOURCE: CLM/SOQUEM visit to the Kwyjibo Core Shack (September 2025)



CONSOLIDATED

L I T H I U M M E T A L S

THANK YOU

e: [info@consolidatedlithium.com](mailto:info@consolidatedlithium.com)

198 Davenport Road,  
Toronto, Ontario, M5R 1J2 Canada

[www.consolidatedlithium.com](http://www.consolidatedlithium.com)



TSXV: CLM | OTCQB: JORFF | FRA: Z36